

# Admission to ONMedU in person

Registration in the Unified System  
<https://apply.studyinukraine.gov.ua/home>

2 Receive an educational offer and invitation through the Unified System


3. Get a visa for education

Foreign citizens are required to notify the Admission Office of the date of their entry into Ukraine after receiving a "D" type visa.



**N.B. The final decision on the crossing of the border by foreign citizens is made by the border guard unit!**

4. Arrive in Ukraine



5. Submit original documents to the Admissions Committee

6. Pass the entrance exams



# Remote Admission to the ONMedU

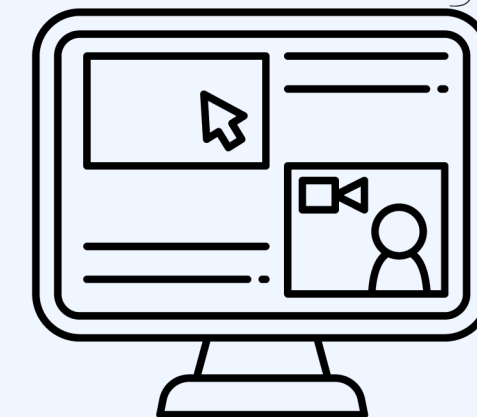
## 1. Registration in the Unified System

<https://apply.studyinukraine.gov.ua/home>

## 2 Receive an educational offer and invitation through the Unified System


Send legalized or notarized copies of documents by a post to ONMedU

## 3 Pass the entrance exams remotely





5. When a student first crossing the state border of Ukraine and upon arrival to ONMedU, the foreigner hands over the original documents in person.



**N.B. The final decision on the crossing of the border by foreign citizens is made by the border guard unit!**